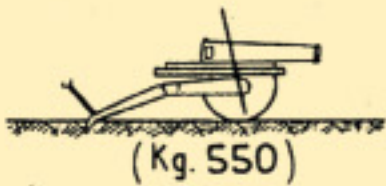

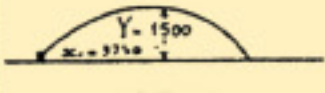
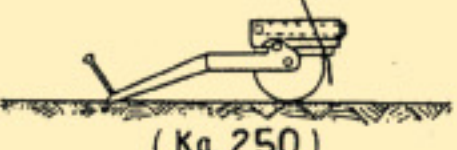

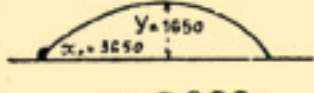
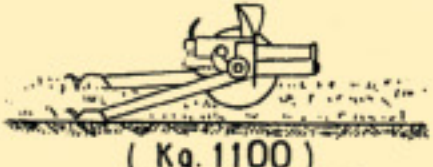

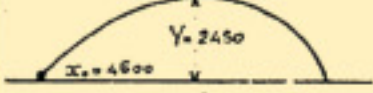


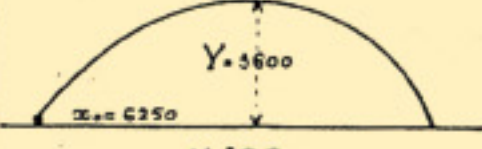





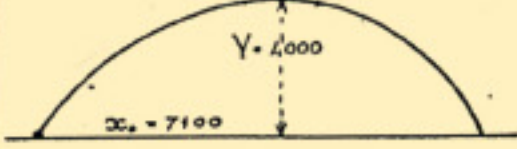
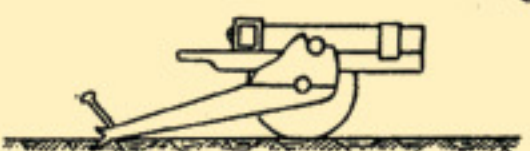

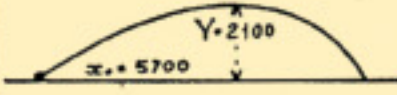
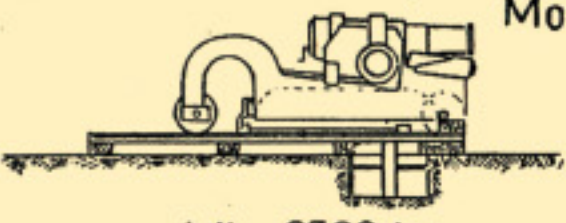

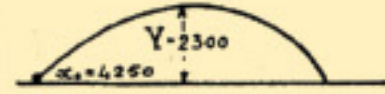
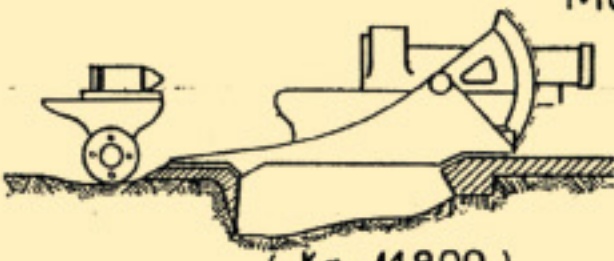

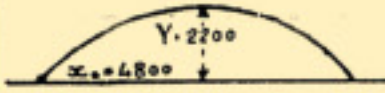
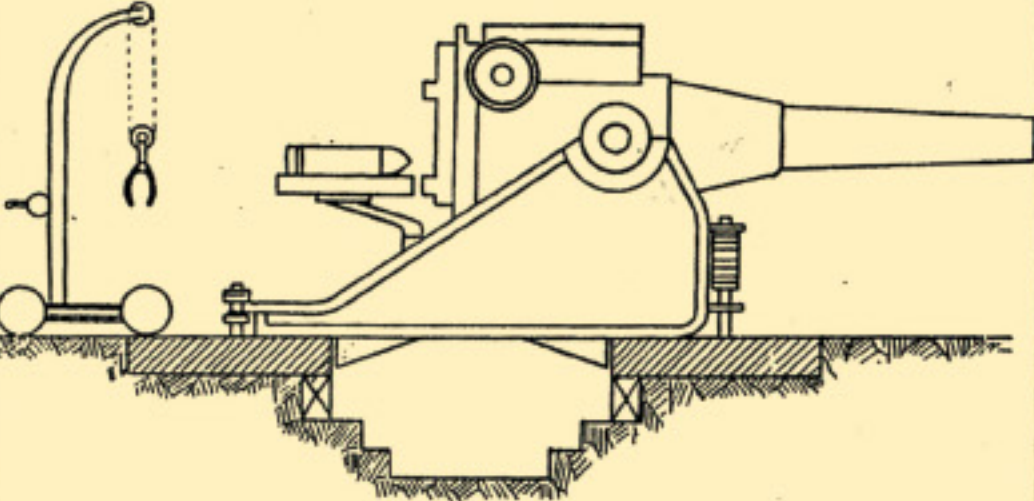

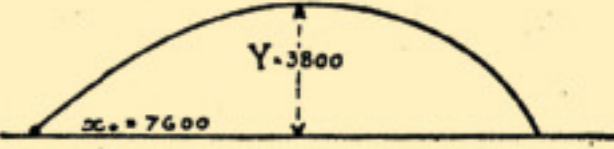


Profili ( peso. del pezzo in batteria )	Peso del Proietto	Gittata Massima
 <p>Cannone da 65/17 ( Kg. 550 )</p>	 Kg. 4.2	 m. 6.500
 <p>Cannone da 75/13 ( Kg. 250 )</p>	 Kg. 4.2	 m. 3.000
 <p>Cannone da 75/29 mod. 911 ( Kg. 1100 )</p>	 Kg. 6.3	 m. 8.400
 <p>Cannone da 105/28 ( Kg. 2500 )</p>	 Kg. 16	 m. 11.400
 <p>Obice da 149/14 mod. 914 ( Kg. 2300 )</p>	 Kg. 41	 m. 6.800
 <p>Cannone da 149/35 ( Kg. 6600 )</p>	 Kg. 37	 m. 14.200
 <p>Obice da 152/13 ( Kg. 3700 )</p>	 Kg. 45	 m. 8.800
 <p>Mortaio da 210/8 D. S. ( Kg. 8300 )</p>	 Kg. 100	 m. 8.000
 <p>Mortaio da 260/9 mod. 916 ( Kg. 11800 )</p>	 Kg. 220	 m. 9.100
 <p>Obice da 305/17 mod. 917 ( Kg. 33800 )</p>	 Kg. 330	 m. 14.600